



Get the most out of the SACU Career Quiz by completing this workbook



Have Fun Finding Your Future

What to expect?



Bitesize Tasks

12 little exercises from 5 to 15 minutes each, which can be completed in one go or as small assignments



Phone, tablet or computer

All the SACU tools can be accessed on a phone, tablet or computer, from anywhere you have access to the internet



Never too early

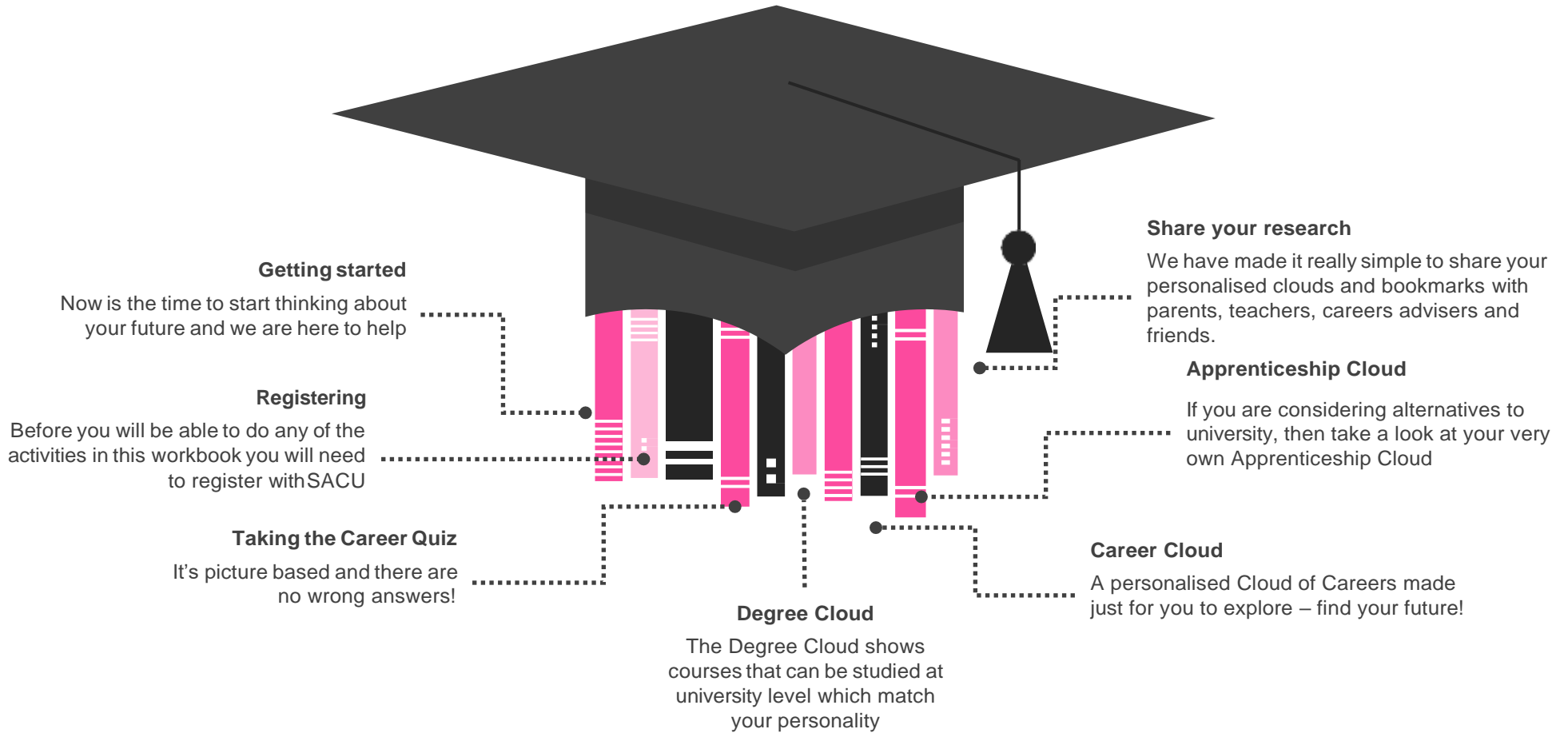
It's never too early to start thinking about your future. This short workbook will guide you through tasks that will open your eyes to possible apprenticeships, degrees and careers



Share Share Share

Share your results with your parents, teachers and friends. They will be amazed at what fantastic careers you've found!

What can you do?



Getting Started



You may have just started a new qualification, or you may have been doing them for a while. Either way, now is a good time to start thinking about your future. You may have a clear idea of exactly what you want to do, you may not have a clue, or you might be somewhere in between!


As you probably know, there are many times you will need to make some decisions about what you want to do next in your education and career journey.

This workbook will help you explore what is out there and guide you through some of the SACU tools - a fantastic way to explore your future!

Registering

Before you are able to do any of the activities in this workbook, you will need to register with SACU. If you've never used SACU before then follow the instructions below to register:

- Go to **www.sacu-student.com/quiz**
 - Click 'New Students Register'
 - Use an email address you can access now (you need to verify your email address)
 - Enter your full name
 - Create a password
 - If you haven't been given a Voucher Code by your school then don't worry – leave it blank!
 - Click REGISTER
-
- Open your email account and wait for an email from SACU (check your Junk/Spam folder)
 - Open the email from SACU student and click 'Click here to share my information'
 - Now login with your new details
 - Then complete the registration to access the Research Zone

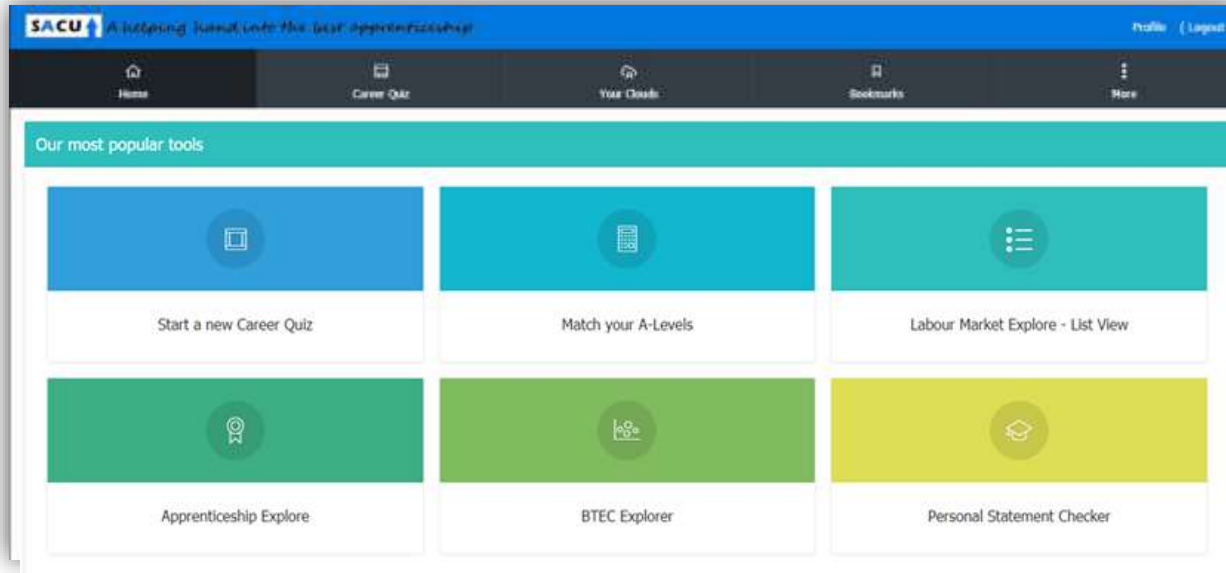


www.sacu-student.com/quiz

Research Zone




The Research Zone is the homepage for all the SACU research tools.



You can use the top menu bar to navigate your way around the SACU's tools.

On your mobile phone this menu will appear at the bottom of the screen.



Top Tip

After you have completed a Career Quiz there will be a 'Your Progress' section, which gives you quick links to all your personalised content

Before taking the Quiz

What do you want to do?

Use the space below to list
your current ideas / thoughts for:

Top 3 course / subject ideas

1.
2.
3.

Top 3 careers ideas

1.
2.
3.


One of the best features of SACU is the Career Quiz, a personality quiz which suggests careers, university courses and apprenticeships which may suit you. It is a great tool if you are really unsure about what you want to do as it will create a number of different suggestions that might suit you. It can be equally as useful even if you do know what you want to do as you might discover something you never thought of before!

If you are unsure of what you want to do then leave blank, hopefully you will be able to fill it in when you have completed the workbook

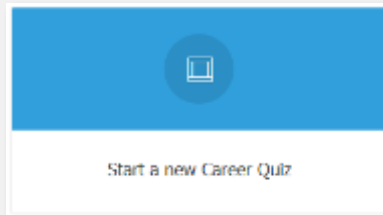
01 This should take you 5 minutes

Take the Career Quiz

There are no wrong answers!



Click on 'Start a new Career Quiz'



Then click on 'Start the quiz'

Follow the instructions and keep picking which picture best represents you...



When completed, you will see three clouds – start by clicking on the **Degree cloud**

Things to remember as you take the quiz

Don't think for too long – whichever image appeals to you, click it

Use the 'None of the Above' button if none of the images appeal you. Don't pick the best of a bad lot!

You can't go back – just keep going through – but you can take the quiz again as many times as you like

02 This should take you 10 minutes



Degree Cloud



The Degree Cloud shows courses that can be studied at university level which match your personality. Each subject is clickable and will show you where they can be studied – as well as a host of additional information.



On the cloud page, make sure you have selected the Degree Cloud, as shown below:

Career Cloud

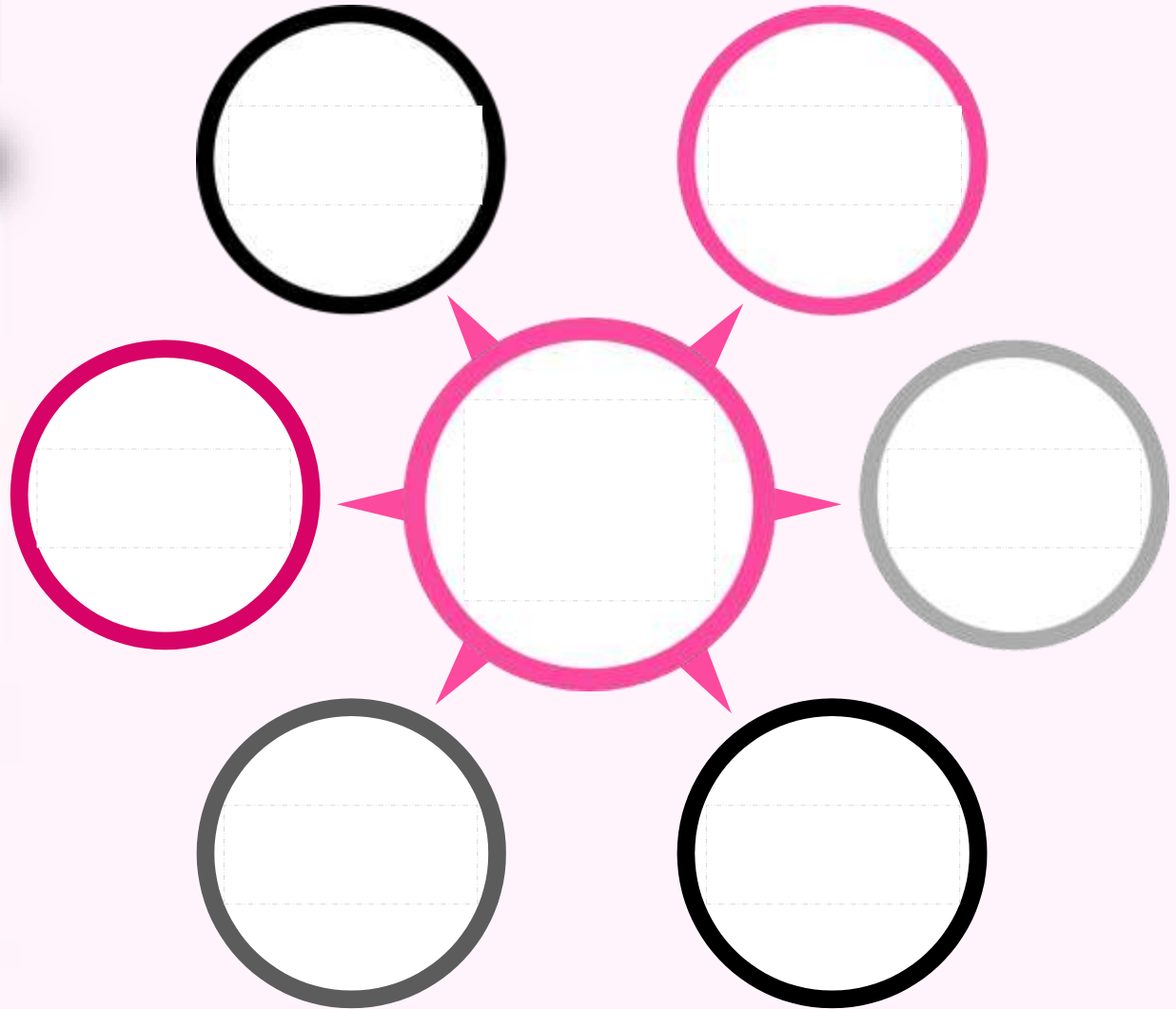
Degree Cloud

Apprenticeship



List your favourite subjects

Put the three centre subjects, those in the largest text, inside the spiky circle, then list any other subjects that you like the look of in the circles around the outside



03 This should take you 5 minutes



Degree Cloud – grid view



Degree
Cloud
Grid View



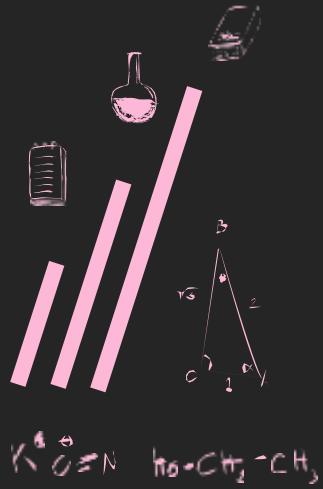
After you have clicked on a subject in your cloud you will see a grid view. This shows all the places you could study this subject along with a wide variety of useful information for each course.



Watch this video

Now watch the 1-minute video below to understand what all the numbers mean.

sacu-student.com/card



Explore Activity

- Which Course has the highest student satisfaction?
- Which Course has the highest average earnings?
- Which Course has the highest % in work?
- Bookmark three courses you like the look of.

04 This should take you 15 minutes


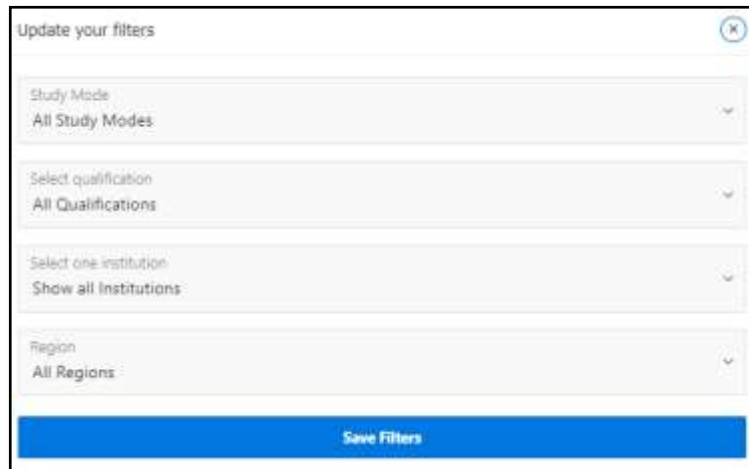
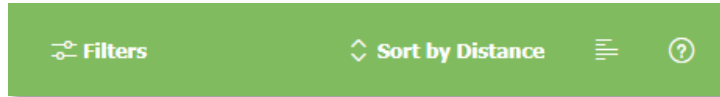
Filtering and sorting



Degree Cloud – grid view



You may find there are hundreds of courses for some subjects! Here is an easy way for you to filter and sort these results... Simply click on the 'Filters' or 'Sort by' links in the green box.



Filtering and Sorting

- See what appears when you change the filters
- Which course is first when you sort by student satisfaction?
- Which course is first when you sort by Highest Tariff?
- Which course is first when you sort by student satisfaction?

05 This should take you 5 minutes



Drilldown
into the
course
detail



Degree Cloud – drilldown

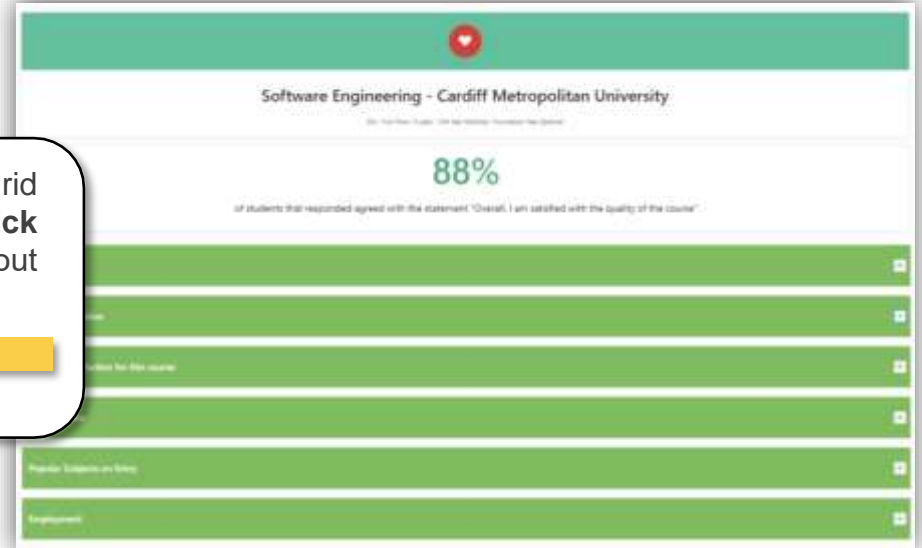


Each course in the 'grid view' can be clicked on to provide much more detailed information.



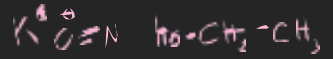
Choose three courses from the grid view and for each click the '**Click here for More Info**' link to find out more information about each.

[Click here for More Info](#)



Drilldown

- Click through all six sections and see what data is shown
- Write down three things that you found surprising about the course – it can be data on employment, popular subjects on entry, entry requirements or from a link you clicked on:



06

This should take you 5 minutes



Career Cloud

The Career Cloud shows jobs that you might be interested in and which match your personality. Each career is clickable and can be bookmarked and viewed in 'My bookmarks'



From the cloud page, select the Career Cloud button to view your personalised Career Cloud.

Career Cloud

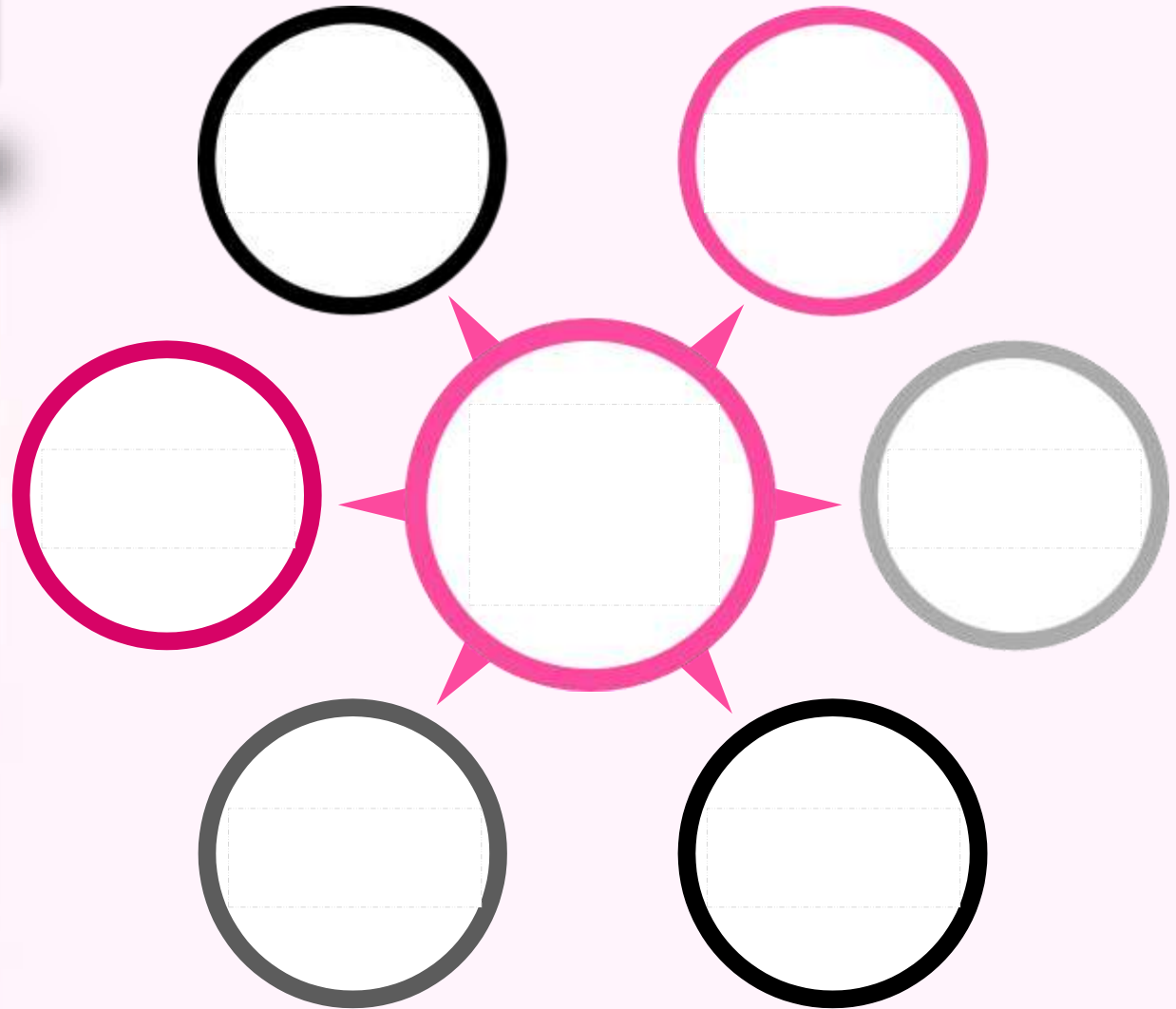
Degree Cloud

Apprenticeship



List your favourite careers

Put the three centre jobs, those in the largest text, inside the spiky circle, then list any other careers that you like the look of in the circles around the outside



07 This should take you 5 minutes



Career Cloud – bubble view

Research
your top
careers


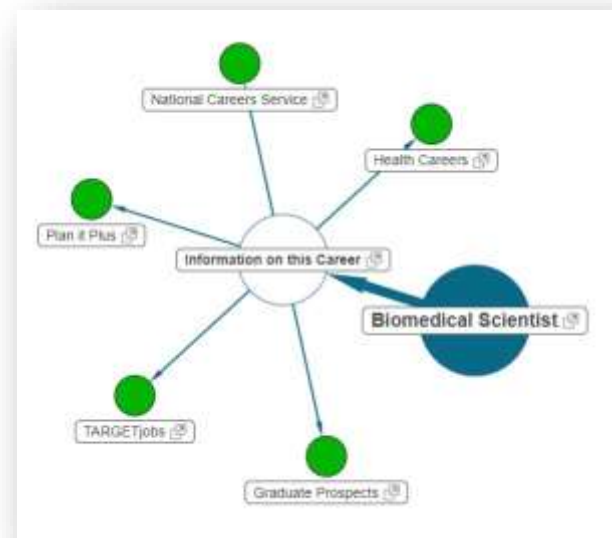


Click on an interesting career

Choose the **'Information on this career'** bubble.

Click on the links in this section to explore this career further...

Make some notes about the following points in the box below:



Make some notes

- *What responsibilities might you have in this role?*
- *What is the average salary?*
- *What qualifications do you need?*
- *What are the average working hours?*
- *What skills might you need for the role?*
- *Where could you get work experience for this job?*
- *What career prospects does this job have?*

08 This should take you 15 minutes



Career Cloud – bubble view

Research
career
pathways




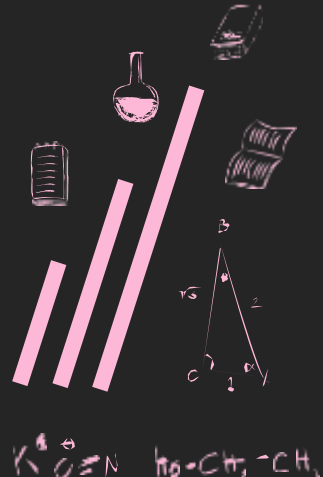
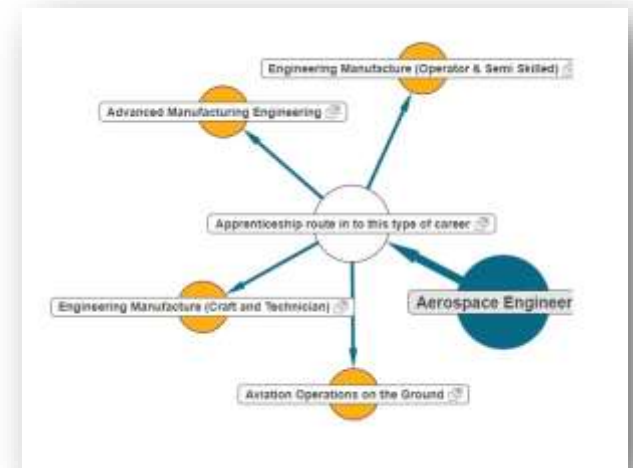
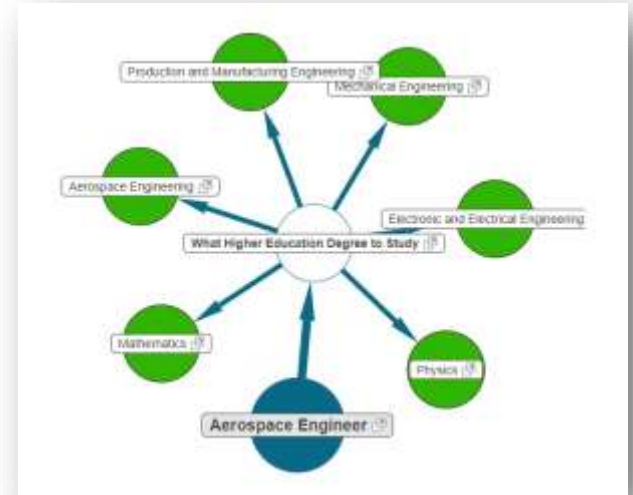
Click on three different careers.

You will see a bubble called **'What Higher Education Degree to Study'**. Click this.

You will find links to a number of different degrees. Take a moment and click some of the bubbles to explore more data.

Some of the careers also have a bubble called **'Apprenticeship route into this type of career'**.

If you see one of these click on it and explore the bubbles. Can you find the apprenticeship vacancy search?



09 This should take you 10 minutes

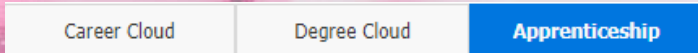


Apprenticeship Cloud

If you're considering alternatives to university, then take a look at your very own Apprenticeship Cloud
You can view different level apprenticeships and links to live apprenticeship vacancies.

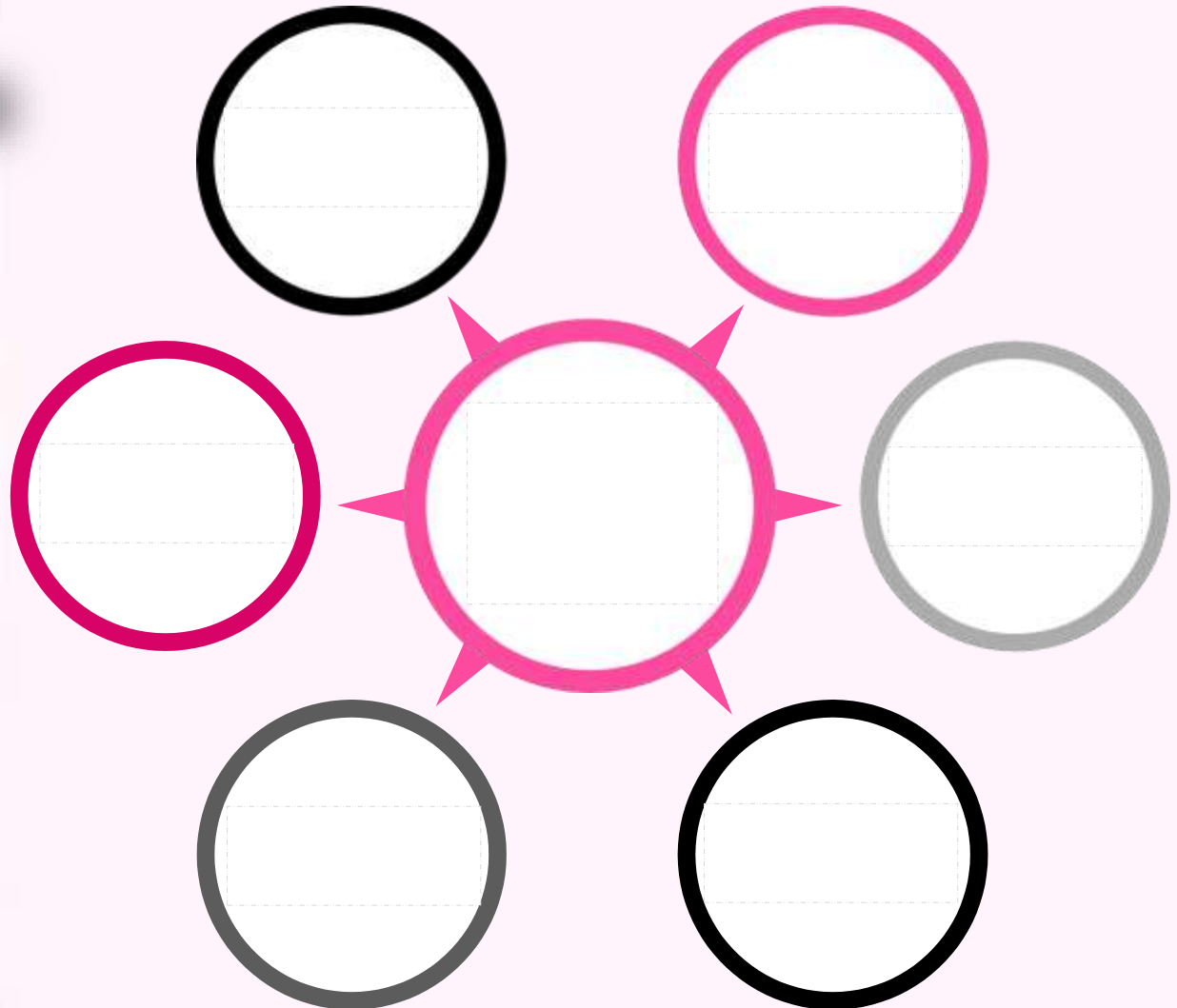


From the cloud page, select the Apprenticeship button to view your apprenticeship cloud.




List your favourite apprenticeships

Put the centred apprenticeships, those in the largest text, inside the spiky circle, then list any other apprenticeships that you like the look of in the circles around the outside



10 This should take you 5 minutes





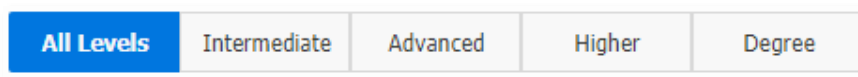
Apprenticeship Cloud



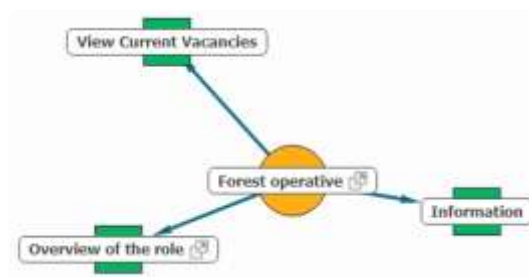
All the apprenticeships in your cloud can be clicked on to find out more information – including information from the government on current vacancies.

Note – the England & Scotland links will pre-populate your search with the apprenticeship you have clicked on. The Wales link only takes you to the front page of their apprenticeship search tool


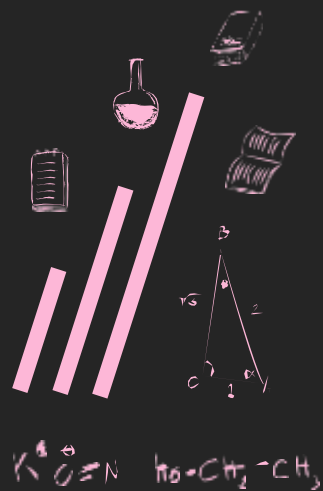
Use the level buttons to change what [type of apprenticeship](#) you are seeing.



Then click on three different apprenticeships. You will see a number of bubbles.



Click and find out about salaries, how long the apprenticeship lasts and whether there are any vacancies near you.



11

This should take you 15 minutes



- What level had the most apprenticeships?
- Which apprenticeship had the best salary?
- Which apprenticeship took the longest to do?

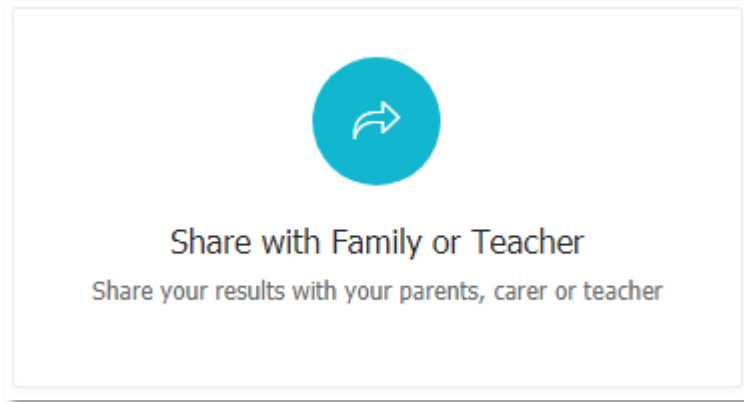
Share with your parents, friends or teachers!



Share your Research




Look for this button on the home page of your Research Zone and click it...



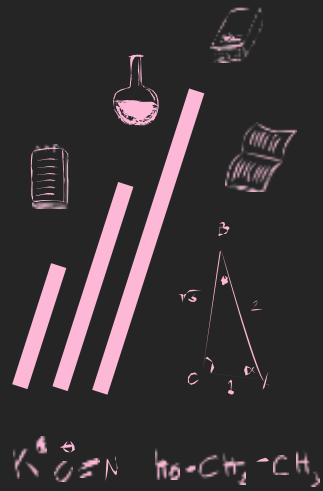
We have made it really simple to share your personalised clouds and bookmarks with parents, teachers, careers advisers and friends.

Complete the details and your contact will receive an email from SACU with a link for them to see your research. (We also send you a copy of this email)

Talk to them about what you want to do in the future. Share this workbook with them.



Good luck in making the best informed choices for an exciting and rewarding future career!



12 This should take you 5 minutes

All the SACU Tools

There are so many useful areas to explore on SACU. This workbook has just covered the first few on this list. Keep researching. Find the best thing for you.

- **Careers Quiz** – provides suggestions on careers, university level courses and apprenticeships that you could study
- **Your cloud results** – Results of the quiz provide clouds where each career or course links off to where you can find out more about it
- **Your bookmarks** – A space to save all of the careers or courses that you are interested in
- **Your top 10** – A space to list your top 10 careers or courses
- **Share with family and friends** – Share your results with a teacher, parent or a friend to get their thoughts on your future plans
- **Match your A-Levels** – Find out what people who did the same A-Levels as you have gone on to study at university or do as a career. You can even find out how much you might be likely to earn based on the A-Levels you studied and the results you get
- **Labour Market Information** – Find out the average weekly hours, pay by location and estimated pay by age for the jobs you are interested in
- **UCAS Checklist** – A handy checklist to make sure you are doing all you need to with your UCAS application
- **Personal Statement Checker** – Tool designed to help you to write your personal statement which includes checking if your statement has any spelling or grammatical errors, clichés and supports you with ensuring your statement covers all the things it should



This booklet was inspired by the excellent resources created by GROWS

– the National Collaborative Outreach Partnership in Gloucestershire



For more excellent free resources go to <https://www.grows.ac.uk/resources/growsresources-1>

